



Three Phase Input Single Phase Output UPS
Online Transformer Based UPS
Smart Online double-conversion



U31 Plus Series

(10,15,20,30,40KVA)

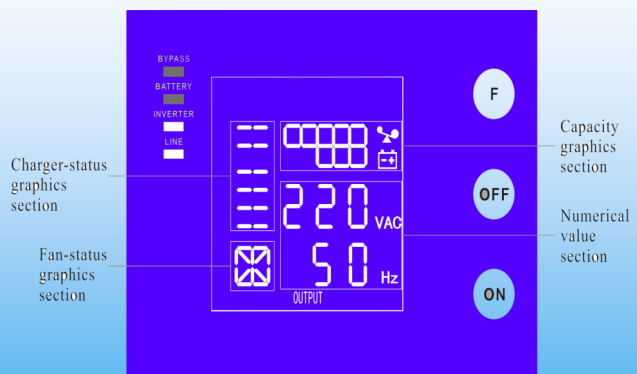


- Dalton U31 Plus for high single phase loads is aspire to introduce the latest built in galvanic isolation transformer technology for output with DSP true online double conversion UPS for protecting medium sized strong mission medical loads , medium dynamic loads, critical & IT loads so as to safeguard your valuable equipment and critical data from any interrupted power, such as surges, blackouts and lighting strikes.
- Transformer Based UPS Technology
- Accept dual-mains input
- Output Short Circuit and Overload Protection
- Maintenance Bypass Switch
- High Input Power Factor
- High charging capability: 2 A / 4 A / 6 A / 8 A / 10 A / 12 A / 14 A / 16 A selectable
- Optional SNMP Communication Port
- Output Current Limiting
- Cold Start Function
- Automatic Battery Test
- High Charge Current Capacity
- DSP technology guarantees high reliability
- 15 Years Spare parts Support



Graphical Display LCD

Dalton U31 Plus The multilingual LCD display provides direct access to the main UPS functions is fully digital signaling processor (DSP) controlled to provide quality supply, reduces the number of access and hence increases reliability and improve performance.



Simple Network Management Protocol (SNMP)

Dalton U31 Plus provide a SNMP which is a popular protocol for network management. It is used for collecting information from, and configuring, network devices, such as servers, printers, hubs, switches, and routers on an Internet Protocol (IP) network

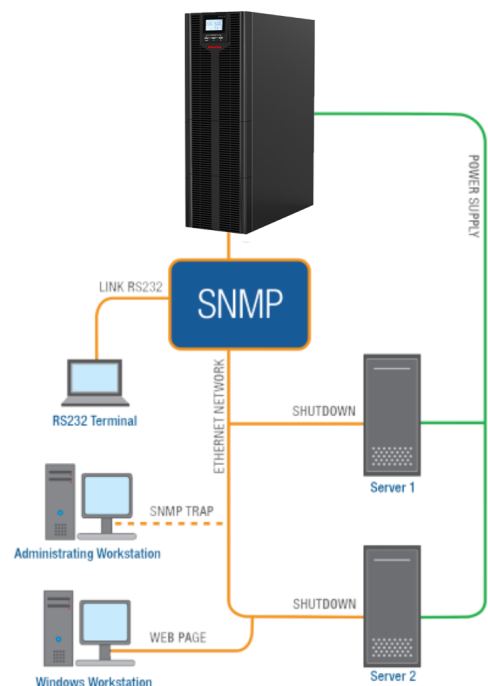

Software support most OS for remote monitor and control UPS through LAN, warning

notifications through broadcast and mobile phone, multi-shutdown PCs, and schedule

UPS self-test.

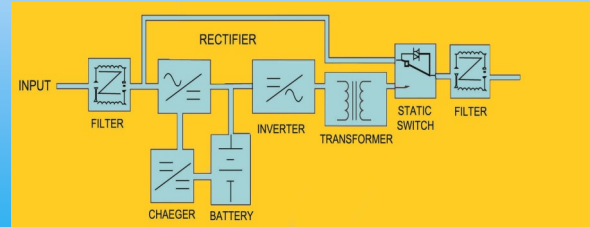
This unique software provides complete power protection for computer system during power failure

Direct Connection with Ethernet Network



Built In Isolation Transformer

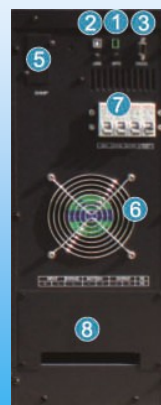
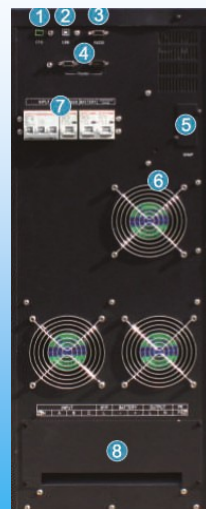
- True galvanic isolation transformer design for best performance with dynamic and tuff medical loads
- Excellent operating efficiency with written efficiency guarantees
- Smart Input Filters enhances generator compatibility
- Innovative product technologies that boost efficiency, reliability and lengthen battery life



Maintenance and Battery Management

Intelligent Maintenance is an essential activity in order to guarantee a safe and stable load protection. Dalton shows maximum care about this topic, providing the best service in terms of experience, instrumentation and safety level. Enables the UPS to transfer the load to utility power without interruption in the event of heavy overload or fault.

U31 Plus multiple levels of service. With package or individual service component options, our services are structured for you to choose what DTM by Dalton can do for you.



REAR PANEL

- 1- EPO
- 2- USB
- 3- RS232
- 4- PARRALEL PORT
- 5- SNMP CARD (OPTIONAL)
- 6- FAN
- 7- BREAKER
- 8- TERMINAL

REAR VIEW OF U31**PLUS**

Technical Specifications

Model			U31 Plus 10K	U31 Plus 15K	U31 Plus 20K	U31 Plus 30K	U31 Plus 40K
Rating Power			10KVA/8KW	15KVA/12KW	20KVA/16KW	30KVA/24KW	40KVA/32KW
Input	Input system		380/400/415Vac (3Ø + N + PE)				
	Voltage range		165~280VAC (Ph - N) - 285~485VAC (Ph - Ph)				
	Power factor		≥0.99				
	Frequency		40~60Hz (50Hz) /50~70Hz (60Hz)				
	Inrush current		Absent				
Output	Output system		220-230-240Vac Adjustable (1Ø + N +PE)				
	Power factor		0.8				
	Voltage precision		±1%				
	Voltage distortion		<2% (Linear Load) — <5% (Non-linear Load)				
	Output waveform		Pure Sinewave				
	Frequency Stability		±1%				
	Output frequency	Normal mode	(1)synchronized 46~54Hz (2)50Hz(line 40~46 or 54~60Hz)				
		Battery mode	50Hz,60Hz				
	Inverter overload capacity (Utility power, 25°C)		0% ~ 110% continuous running; 110% ~ 150% for 10 min~1 min; >160% for 200ms				
	Short-circuit Capability		60~100ms				
	Transfer time		0ms				
	Unbalanced load		100% - independent phase regulation				
	Crest factor		3:1				
DISPLAY INTERFACE	LCD Display		AC/ DC voltages; KVA/ KW; Frequency; Temperature; Battery & load level				
	LED Status Indicator		Utility power; Battery discharge; Inverter On				
	External Communication		RS232 / RJ11 / USB Card / Optional Intelligent Slot				
	Control		3 control push button for POWER ON / POWER OFF / FUNCTION KEY				
	Communication software		Windows XP/ 2003 and later version; Linux; Unix				
	Optional		SNMP Card/ Dry Contact AS400 Card/ CMC Card/ RS485 Card/ EMD Monitoring Device				
Battery	Batteries voltage		384VDC				
	Battery Type		Sealed maintenance-free lead –acid battery / Gel Battery / NiCd				
	Backup Time (25°C)		Typical load ≥ 10min (Standard)				
	Recharge curve		Ripple free; IU (DIN 41773)				
	Battery quantity		32				
	Charge current		2 A / 4 A / 6 A / 8 A / 10 A / 12 A / 14 A / 16 A selectable (standard),				
General	Temperature		0°C-40°C				
	Humidity		<95%				
	Altitude		<1000m				
	Efficiency		Line: ≥ 90%				
	Inputs		ECO/EPO				
	Noise (dB)		≤ 65dB				
	Maximum parallel units		Up to 6 units				
	Positioning		Min. 20cm rear space for fan ventilation				
	Protection		IP20 (default), IP21/IP31 (Option)				
L*W*H (mm)			556 x 405 x 795	599x 405 x 807	650 x 405 x 815	656 x 405 x 817	660 x 405 x 820
Weight (kg)			117	120	147	195	278

DALTON

Dalton Power (UK) Ltd | Unit 3 Narberth Bridge Business Park Narberth SA67 8RF | United Kingdom
 Tel: +44 (0) 190 557 0358 Fax: +44 (0) 183 445 0092 Email: info@daltonpower.co.uk
www.daltonpower.co.uk

